

# <<Welcome to Gather.Town!

Our Gather meeting space is located at:

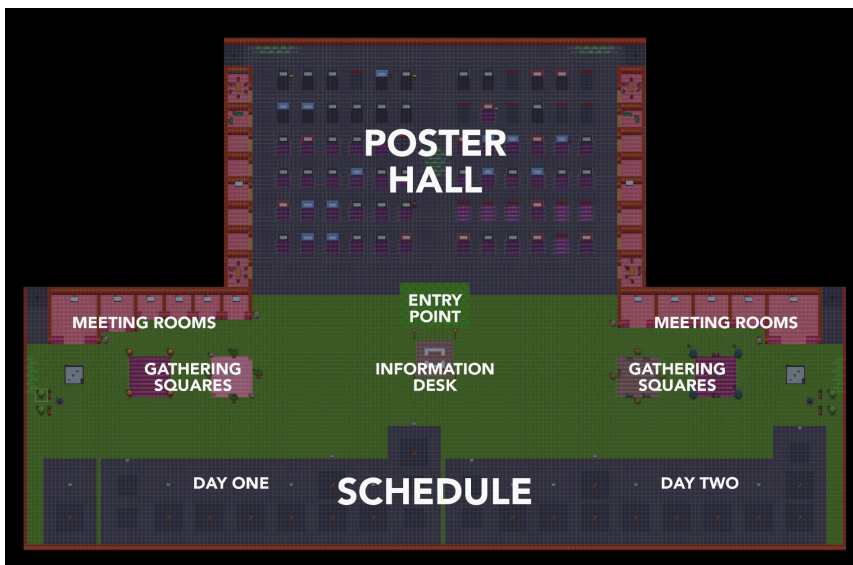
<https://gather.town/app/ThY3l6l0jwLlnz1n/2021%20INS%20Annual%20Meeting>

In Gather, you will have a 2-D avatar that you will move about the space using your arrow keys and be able to interact with those nearby over video chat. Gather works with Chrome and Firefox browsers. There is also a Gather app available for free [download](#).

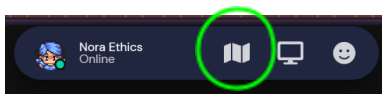
There is also an Information Booth within our Gather virtual meeting space. If you are having technical issues accessing the space, please email: [administrator@neuroethicssociety.org](mailto:administrator@neuroethicssociety.org).

## Layout of INS Annual Meeting in Gather

1. Poster Sessions – Top, navy color
2. Information Booth – Center, tan square center of the green space just below where you enter
3. Regional Showcases – Sides, brown gathering squares in the left and right side of green space
4. Meeting rooms – Sides, small private rooms all along the sides of the poster hall and green space
5. Socializing / Mingling – Middle, green space
6. Schedule — Bottom, navy color is a physical representation of the schedule with links to sessions



See this map anytime by checking the info stations, or clicking the map icon at the bottom of your screen:



## Gather.Town Basics

- **Moving around:** To move your avatar around the screen, use the arrow keys on your keyboard. ←↑→↓
- **Video/interacting:** When your avatar is near another avatar/person or group of avatars, a Video chat window will appear on screen. If your avatar moves away, then you leave the conversation.


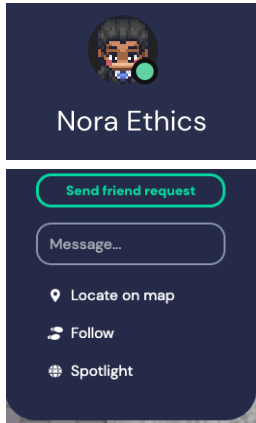

## Settings

1. Click the video or microphone icons in your video window to turn video and microphone on or off.
2. At the bottom of the screen, you can click on your avatar to change how it looks.
3. At the bottom of the screen, you can click on your name to adjust your audio/video settings.

**NOTE:** If you are having audio/video issues where people cannot see you, try clicking on your name at the bottom of the screen and logging into gather.

| Keyboard Key(s) | Action   |
|-----------------|--|
| ←↑→↓            | <b>Moving your avatar:</b> Use arrow keys to navigate your avatar around the space.  |
| g               | <b>If you are having trouble moving past a group of avatars:</b> Press and hold the g key to enter ghost mode, where you can walk through others.  |
| x               | <b>Viewing posters or other objects:</b> When you are near an object you can interact with, like a poster, a small box will appear saying 'Press x to <action>'. Then press x on your keyboard to view the poster (or, depending on the object, play game or other options]. To leave the interaction view, press x again. |

## Toolbar (on left side of screen): Locating & chatting with other attendees

|   |  |
|---|--|
| Click on the Users icon on the bottom left to see everyone that is logged in.   |  |
| <p><b>Locating a person:</b> After you click on the Users icon, click on the name of the user you want to locate. Then click on 'Locate on map.' This will draw a line from you to the other user. Click on 'Stop Locating' at the bottom of the screen to turn this off.</p> <p><b>Following another avatar:</b> Click on 'Follow' for your avatar to automatically move along with another (helpful for following someone to a new location)..</p> <p><b>"Spotlight"</b> will cause that person's video chat window to stay locked in the top of your browser window.</p> |  |
| Use the Chat icon to chat with the entire group or specific individuals.  |  |

